



Objective Assistant

→ Objective Assistant → List of Objectives

Print

Objective data

PDF Brochure: Objectives from Carl Zeiss (5 MB)

Objective Class: LD Plan-Neofluar

Objectives for inverted research microscopy with long working distance →

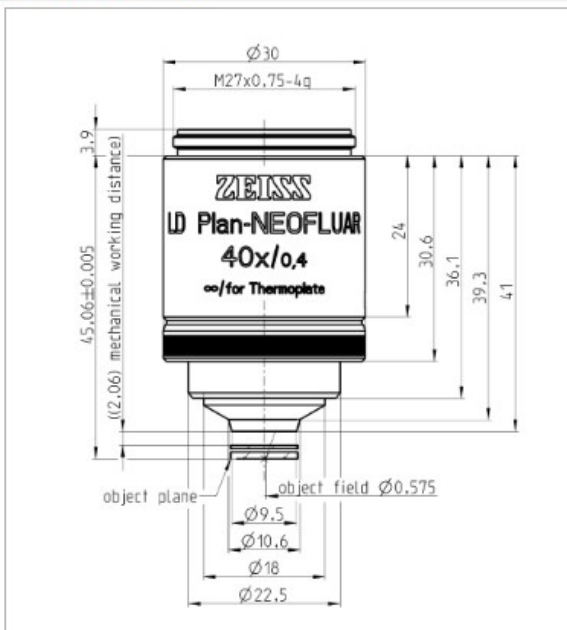
	Objective LD Plan-Neofluar 40x/0.4 for Thermo Plate M27
	421369-9900-000
	<input type="button" value="Basket"/>
Price	→ Price
Magnification	40x
Numerical Aperture	0,4
Working Distance [mm]	2,0
Coverglass Thickness [mm]	2,0
Thread Type	M27x0,75
Immersion	Without Immersion
Field of View [mm]	23
Parfocal Length [mm]	45,06
Long Distance (LD)	■
Correction Ring (Korr)	
Iris (Iris)	
Optical System	Infinity Color Corrected System (ICS)
Flatness	★★★★
Color Correction	★★★★
Biomedical Applications	
Fluorescence	■
- Multichannel	★★★★
- Ultraviolet Transmission	★★★★
- Infra Red Transmission	★★★
BrightField (H)	■
Differential Interference Contrast (DIC)	
High Contrast DIC (HC DIC)	
PlasDIC Contrast	■
Phase Contrast (PH)	
VAREL Contrast	
Hoffman Modulation Contrast (HMC)	
Polarization Contrast (POL)	
Materials (Reflected Light) Applications	
BrightField (H)	
BrightField/DarkField (HD)	
Reflected Light DIC (RL DIC)	
High Contrast DIC (HC DIC)	
DIC with circular polarized light (C-DIC)	
Total Interference Contrast (TIC)	
Polarization Contrast (POL)	
Options	

Objective LD Plan-Neofluar 40x/0.4 for Thermo Plate M27



(WD=2.0mm)

Mechanical Dimensions



All measures in [mm]

mech. Arbeitsabstand = mechanical working distance
 Deckglas = cover glass
 Objektebene = object plane
 Objektfeld = object field
 Ausleuchtung = illumination
 Probenzugänglichkeit = specimen accessibility

User
 User ID:

 Password:

 > NEW? Register now!
 > Forgot Password?

- Applications
 - > Biomedical Applications
 - > Materials Applications
- Microscopes
 - > Upright microscopes
 - > Inverted microscopes
 - > Stereomicroscopes
 - > Zoom Microscopes
- Computers
 - > Computers
- Software
 - > AxiVision Software
 - > ZEN Software
- Accessories
 - > Accessories
- Tools
 - > Camera Assistant
 - > Filter Assistant
 - Objective Assistant
- Further Products
 - > FISH Probes

Brock & Michelsen A/S
 Blokken 76
 DK-3460 Birkerød
 Denmark

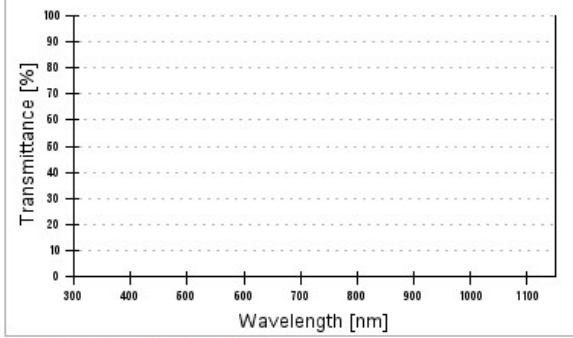
+45 7015 7015

Visit us on:

© 2006-2013 Carl Zeiss

Confocal Microscopy	■
- Ultra Violet	★★★★
- VIS (visible light)	★★★★★
NLO-IR / 2 Photon	★★
Total Internal Reflection Fluorescence (TIRF)	
ApoTome	
Microdissection	

Transmittance curve



No transmittance data available.


Note

Particularly designed for use with the heating glass mountin frame K "Thermo Plate".

Fitting Accessories for

421369-9900-000 Objective LD Plan-Neofluar 40x0.4 for Thermo Plate M27

DIC sliders




PlasDIC slider for LD PN 40x/0.60 corr
Order Number: 444505-0000-000

→ Price

Compatibility

Basket

Other Accessories



Objective ring ACR for objective sleeve cylindrical short
Order Number: 424508-0000-000

→ Price

Compatibility

Basket



The contents of the basket can be:

- + ordered online
- + printed as a fax order
- + requested as a written quotation
- + saved as a shopping list